



Town of Williamston

Total Population

	2010	2021	2026	Growth Rate ¹
Williamston	3,934	4,116	4,253	0.70%
Anderson County	187,126	209,968	221,069	1.04%
Upstate SC	1,362,073	1,544,124	1,631,029	1.10%
South Carolina	4,625,364	5,321,206	5,665,411	1.26%

¹ Projected annual growth rate 2021-2026

Households & Families

	2010	2021	2026
Total Households	1,608	1,685	1,739
Total Families	1,098	1,160	1,189
Average HH Size	2.44	2.44	2.44

Population by Age

	2010	2021	2026
Under 5	6.9%	6.2%	5.9%
5 to 9	6.6%	6.6%	6.5%
10 to 14	6.5%	6.4%	7.0%
15 to 24	12.5%	10.3%	10.5%
25 to 34	12.0%	13.8%	11.5%
35 to 44	12.7%	12.2%	12.7%
45 to 54	13.9%	12.6%	12.7%
55 to 64	11.9%	13.6%	12.6%
65+	16.9%	18.2%	20.7%



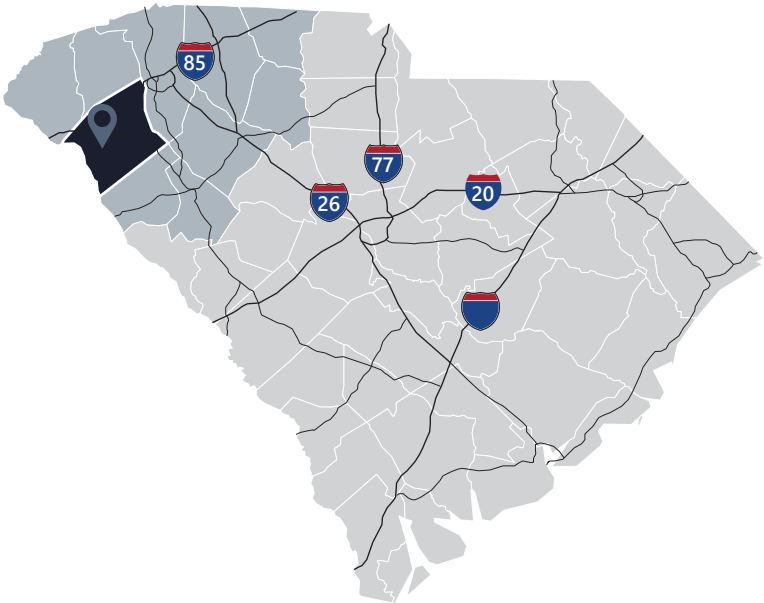
Under 18



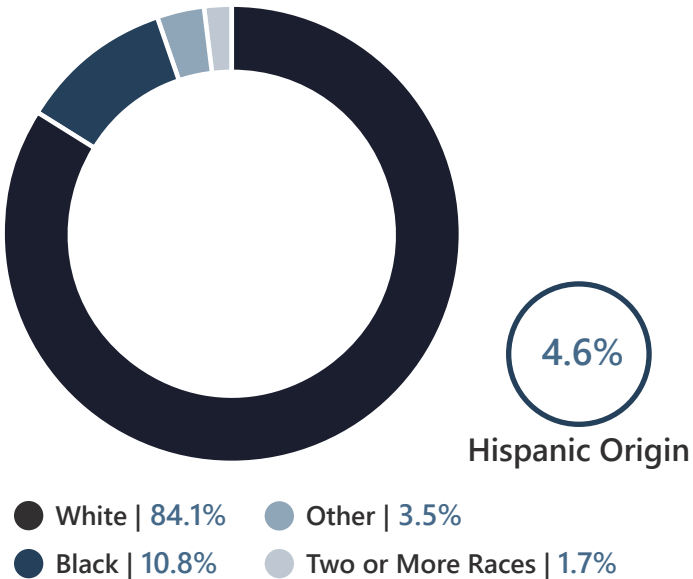
Prime Working Age



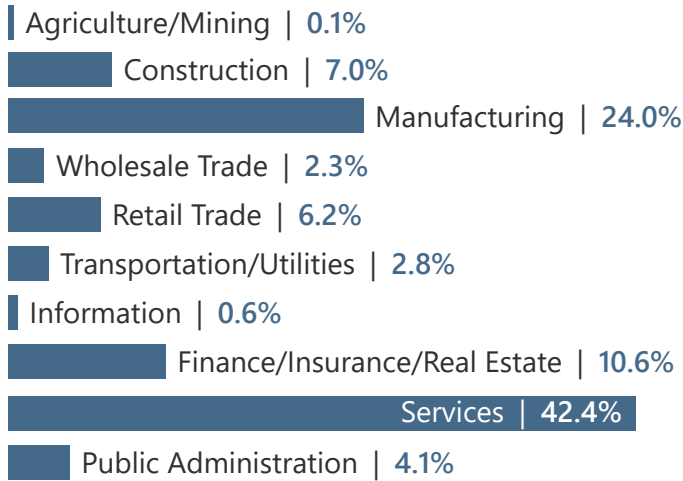
Median Age



2021 Population By Race & Ethnicity

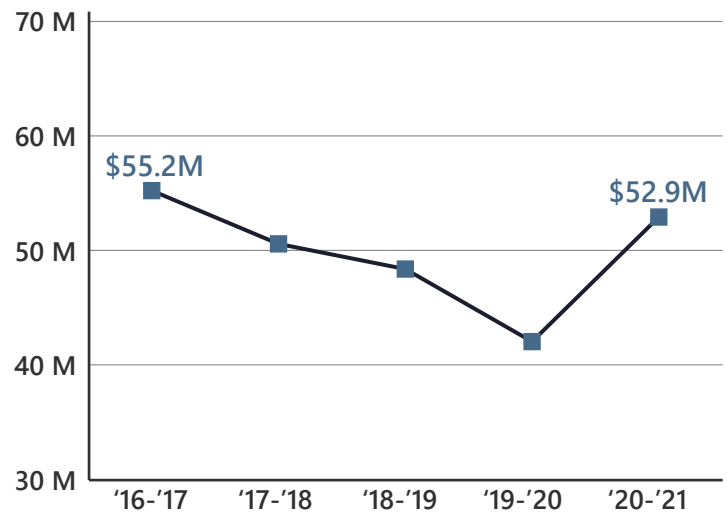


2021 Employment by Industry

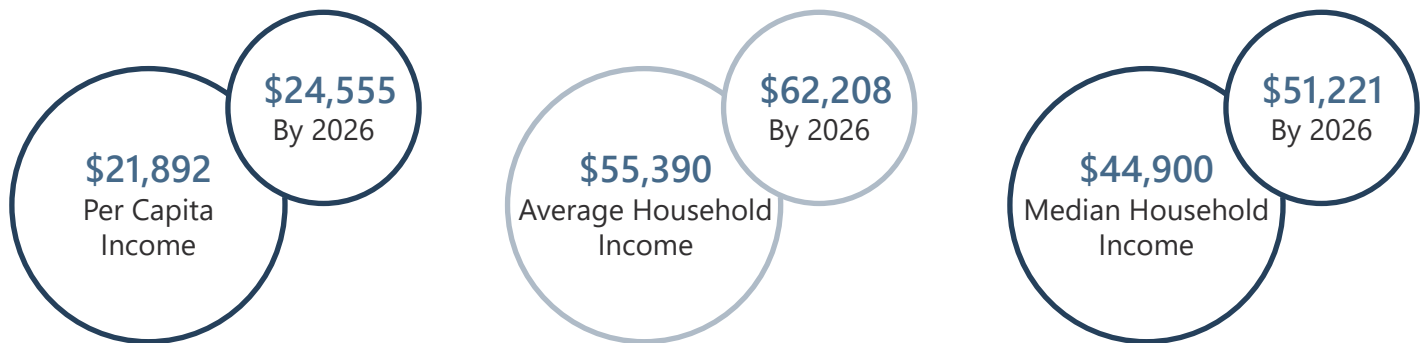


Employed Population, Age 16+ | **1,848** people or **91.9%**


Gross Retail Sales By Fiscal Year



2021 Income



2021 Educational Attainment, Age 25+



Anderson County Economic Development
 Burriss Nelson, Economic Development Director
 864.260.4386
www.andersoncountysc.org/econ-dev



Appalachian Council of Governments
 30 Century Circle, Greenville, SC 29607
 864.242.9733
www.scacog.org



Town of Williamston
 12 West Main Street, Williamston, SC 29697
 864.847.7473
www.williamstonsc.us