



Town of Starr

Total Population

	2010	2021	2026	Growth Rate ¹
Starr	173	193	204	1.10%
Anderson County	187,126	209,968	221,069	1.04%
Upstate SC	1,362,073	1,544,124	1,631,029	1.10%
South Carolina	4,625,364	5,321,206	5,665,411	1.26%

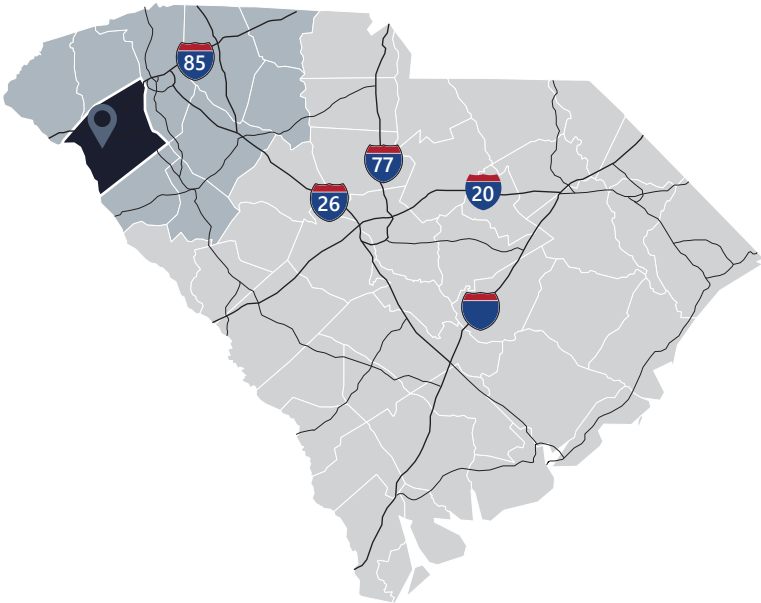
¹ Projected annual growth rate 2021-2026

Households & Families

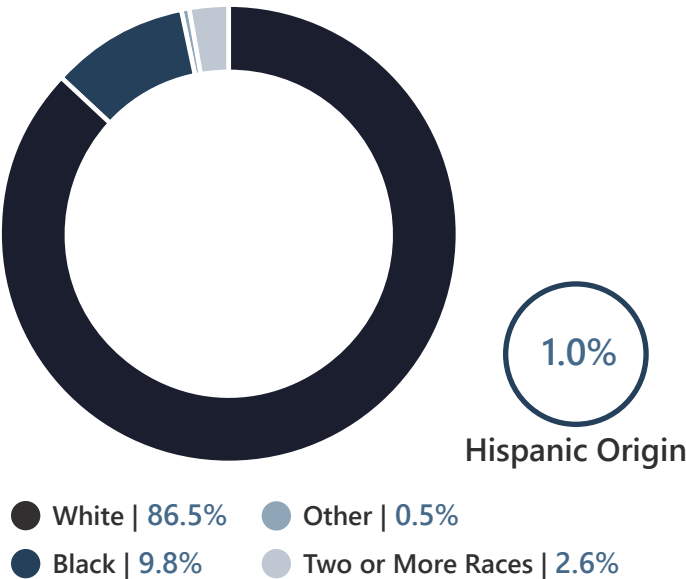
	2010	2021	2026
Total Households	68	76	80
Total Families	50	55	58
Average HH Size	2.48	2.54	2.55

Population by Age

	2010	2021	2026
Under 5	6.9%	5.7%	5.9%
5 to 9	6.4%	6.2%	6.4%
10 to 14	9.2%	6.7%	6.9%
15 to 24	7.5%	10.4%	10.8%
25 to 34	9.8%	13.0%	10.3%
35 to 44	15.0%	13.0%	13.2%
45 to 54	15.6%	11.9%	12.8%
55 to 64	15.0%	15.5%	14.2%
65+	14.5%	16.6%	20.1%



2021 Population By Race & Ethnicity



Under 18

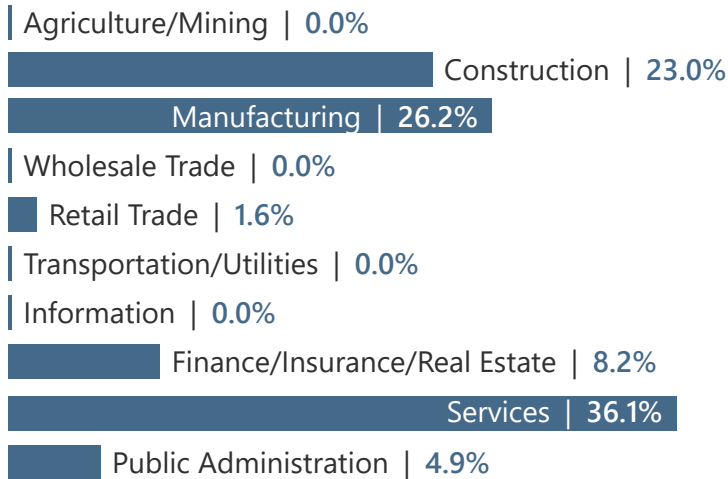


Prime Working Age



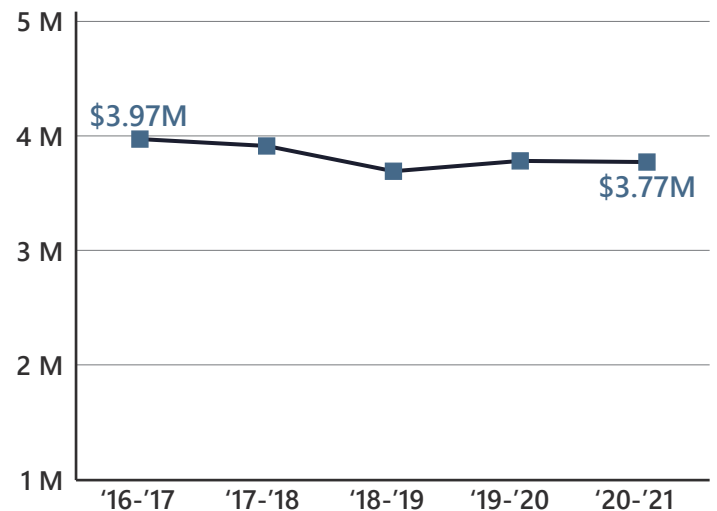
Median Age

2021 Employment by Industry

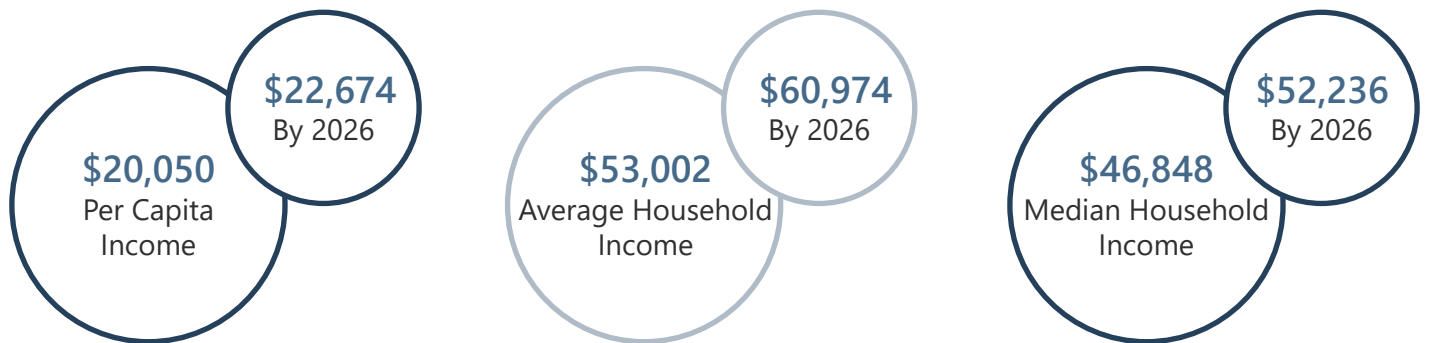


Employed Population, Age 16+ | 62 people or 88.6%


Gross Retail Sales By Fiscal Year



2021 Income



2021 Educational Attainment, Age 25+



Anderson County Economic Development
Burriss Nelson, Economic Development Director
864.260.4386
www.andersoncountysc.org/econ-dev



Appalachian Council of Governments
30 Century Circle, Greenville, SC 29607
864.242.9733
www.scacog.org