



City of Belton

Total Population

	2010	2021	2026	Growth Rate ¹
Belton	4,134	4,144	4,281	0.70%
Anderson County	187,126	209,968	221,069	1.04%
Upstate SC	1,362,073	1,544,124	1,631,029	1.10%
South Carolina	4,625,364	5,321,206	5,665,411	1.26%

¹ Projected annual growth rate 2021-2026

Households & Families

	2010	2021	2026
Total Households	1,787	1,796	1,856
Total Families	1,100	1,122	1,150
Average HH Size	2.25	2.30	2.30

Population by Age

	2010	2021	2026
Under 5	7.2%	6.1%	5.9%
5 to 9	6.2%	6.4%	6.2%
10 to 14	6.2%	6.1%	6.6%
15 to 24	11.7%	10.0%	10.6%
25 to 34	11.9%	12.0%	10.1%
35 to 44	11.7%	11.8%	11.8%
45 to 54	14.2%	11.9%	12.6%
55 to 64	12.9%	13.7%	12.9%
65+	18.1%	22.1%	23.3%

21.7%

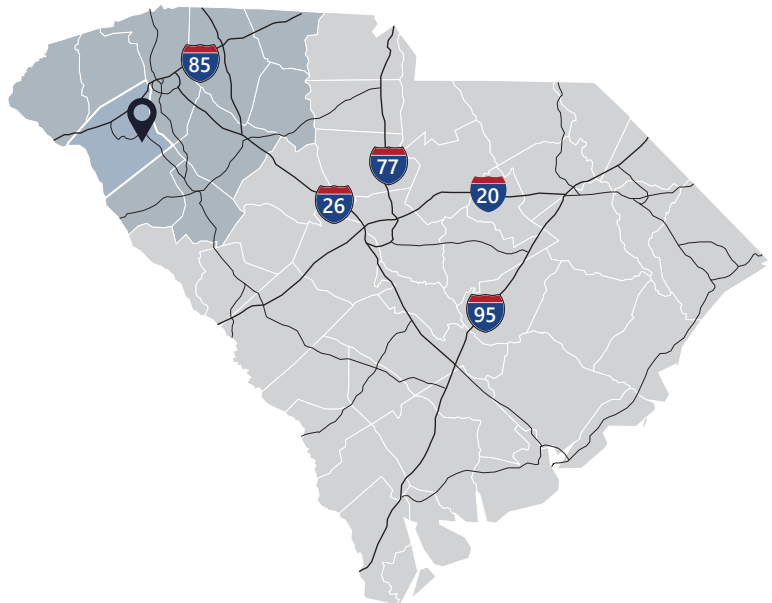
Under 18

35.7%

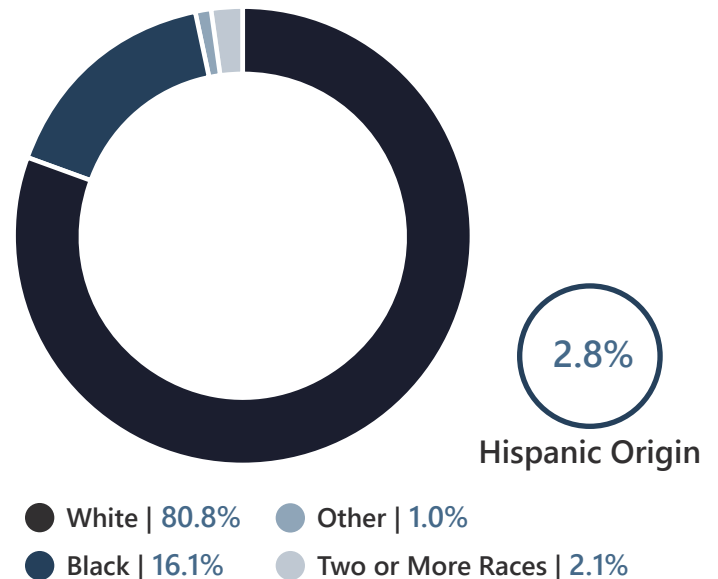
Prime Working
Age

43.1

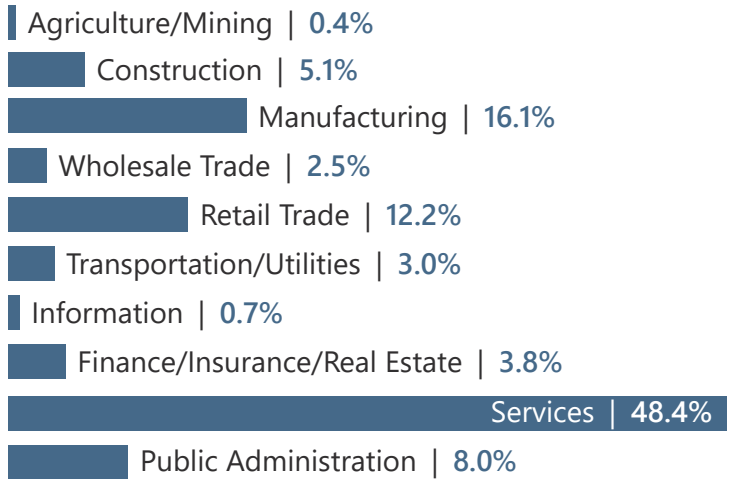
Median Age



2021 Population By Race & Ethnicity

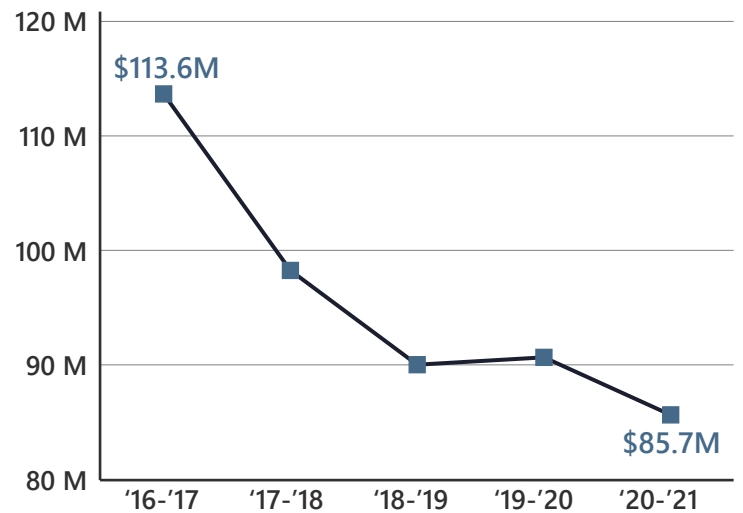


2021 Employment by Industry

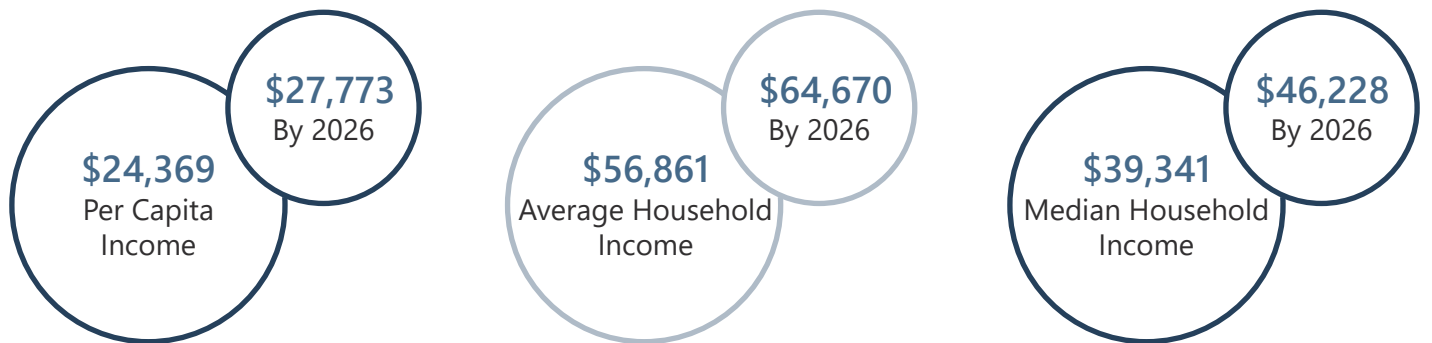


Employed Population, Age 16+ | **1,661** people or **89.5%**


Gross Retail Sales By Fiscal Year



2021 Income



2021 Educational Attainment, Age 25+



Anderson County Economic Development
 Burriss Nelson, Economic Development Director
 864.260.4386
www.andersoncountysc.org/econ-dev



Appalachian Council of Governments
 30 Century Circle, Greenville, SC 29607
 864.242.9733
www.scacog.org



City of Belton
 306 Anderson Street, Belton, SC 29627
 864.338.7773
www.cityofbeltonsc.com